



Round 1 : February 25 - 27

Phillip Island GP Circuit



bLU cRU OCEANIA JUNIOR CUP

Qualifying 2



ASBK.COM.AU f t i y

Date: 26/02/22
 Event: Q09
 Weather: Partly cloudy - Temp: 22.9C
 Track: Dry - Temp: 34.0C


Started at: 13:37:04
 Laps: 15 Min
 Starters: 20
 Printed at: 14:07

PROVISIONAL CLASSIFICATION

Pos	No	Name	Machine	Fastest Lap	On Lap	Behind Leader	Behind Prev	Top Speed
1	72	Levi RUSSO (NSW) / bLU cRU Yamaha / FIM Oceania / MA / Ricondi / Yamalube / Dunlop / Shark	Yamaha YZF-R15	2:11.343	7 of 7			140
2	34	Teerin FLEMING (VIC) / bLU cRU Yamaha / FIM Oceania / MA / Ricondi / Yamalube / Dunlop / Shark	Yamaha YZF-R15	2:11.500	7 of 7	.157	.157	146
3	7	Sam DRANE (NSW) / bLU cRU Yamaha / FIM Oceania / MA / Ricondi / Yamalube / Dunlop / Shark	Yamaha YZF-R15	2:11.775	4 of 7	.432	.275	143
4	68	Ryan LARKIN (VIC) / bLU cRU Yamaha / FIM Oceania / MA / Ricondi / Yamalube / Dunlop / Shark	Yamaha YZF-R15	2:11.881	7 of 7	.538	.106	144
5	14	Harrison WATTS (QLD) / bLU cRU Yamaha / FIM Oceania / MA / Ricondi / Yamalube / Dunlop / Shark	Yamaha YZF-R15	2:11.894	6 of 7	.551	.013	145
6	74	Bodie PAIGE (QLD) / bLU cRU Yamaha / FIM Oceania / MA / Ricondi / Yamalube / Dunlop / Shark	Yamaha YZF-R15	2:12.591	7 of 7	1.248	.697	138
7	41	Hudson THOMPSON (NSW) / bLU cRU Yamaha / FIM Oceania / MA / Ricondi / Yamalube / Dunlop / Shark	Yamaha YZF-R15	2:12.657	5 of 7	1.314	.066	145
8	40	Hunter CORNEY (QLD) / bLU cRU Yamaha / FIM Oceania / MA / Ricondi / Yamalube / Dunlop / Shark	Yamaha YZF-R15	2:12.709	3 of 7	1.366	.052	144
9	80	Cameron RENDE (SA) / bLU cRU Yamaha / FIM Oceania / MA / Ricondi / Yamalube / Dunlop / Shark	Yamaha YZF-R15	2:13.542	5 of 6	2.199	.833	145
10	37	Alexander CODEY (NSW) / bLU cRU Yamaha / FIM Oceania / MA / Ricondi / Yamalube / Dunlop / Shark	Yamaha YZF-R15	2:13.737	6 of 7	2.394	.195	143
11	13	Marcus HAMOD (NSW) / bLU cRU Yamaha / FIM Oceania / MA / Ricondi / Yamalube / Dunlop / Shark	Yamaha YZF-R15	2:13.770	6 of 6	2.427	.033	143
12	71	James WEAVER (NSW) / bLU cRU Yamaha / FIM Oceania / MA / Ricondi / Yamalube / Dunlop / Shark	Yamaha YZF-R15	2:14.664	4 of 5	3.321	.894	136
13	48	Valentino KNEZOVIC (NSW) / bLU cRU Yamaha / FIM Oceania / MA / Ricondi / Yamalube / Dunlop / Shark	Yamaha YZF-R15	2:14.792	6 of 7	3.449	.128	137
14	43	John PELGRAVE (QLD) / bLU cRU Yamaha / FIM Oceania / MA / Ricondi / Yamalube / Dunlop / Shark	Yamaha YZF-R15	2:15.140	6 of 7	3.797	.348	144
15	88	Abbie CAMERON (WA) / bLU cRU Yamaha / FIM Oceania / MA / Ricondi / Yamalube / Dunlop / Shark	Yamaha YZF-R15	2:15.313	6 of 7	3.970	.173	139
16	46	William HUNT (NSW) / bLU cRU Yamaha / FIM Oceania / MA / Ricondi / Yamalube / Dunlop / Shark	Yamaha YZF-R15	2:15.315	7 of 7	3.972	.002	139
17	27	Toby JAMES (VIC) / bLU cRU Yamaha / FIM Oceania / MA / Ricondi / Yamalube / Dunlop / Shark	Yamaha YZF-R15	2:16.582	5 of 7	5.239	1.267	139
18	99	Nixon FROST (NZ) / bLU cRU Yamaha / FIM Oceania / MA / Ricondi / Yamalube / Dunlop / Shark	Yamaha YZF-R15	2:16.953	3 of 7	5.610	.371	134
19	18	Elijah ANDREW (NSW) / bLU cRU Yamaha / FIM Oceania / MA / Ricondi / Yamalube / Dunlop / Shark	Yamaha YZF-R15	2:17.314	5 of 7	5.971	.361	137
20	66	Lachlan MOODY (QLD) / bLU cRU Yamaha / FIM Oceania / MA / Ricondi / Yamalube / Dunlop / Shark	Yamaha YZF-R15	2:17.762	4 of 6	6.419	.448	131

New qualifying record for OJC class - Previous: 2:11.580 by Bodie PAIGE (QLD) on a Yamaha YZF-R15 set on 26/02/22

The results are provisional until the end of the time limit for protests and appeals.


 Chief Timekeeper - Scott Lain


 Race Director - Tom Williams



www.computime.com.au
 COMPUTIME RACE TIMING SYSTEMS PTY LTD





Round 1 : February 25 - 27

Phillip Island GP Circuit



bLU cRU OCEANIA JUNIOR CUP

Qualifying 2



ASBK.COM.AU f t i y


Date: 26/02/22
Event: Q09
Weather: Partly cloudy - Temp: 22.9C
Track: Dry - Temp: 34.0C


Started at: 13:37:04
Laps: 15 Min
Starters: 20
Printed at: 14:07

PROVISIONAL LAP TIMES

No	Name	Lap 1	Lap 2	Lap 3	Lap 4	Lap 5	Lap 6	Lap 7
7	Sam DRANE (NSW)	2:26.070	2:13.836	2:13.324	2:11.775	2:13.000	2:13.777	2:12.630
13	Marcus HAMOD (NSW)	2:24.246	3:05.532	2:15.395	2:14.139	2:14.018	2:13.770	
14	Harrison WATTS (QLD)	2:30.410	2:14.509	2:13.313	2:13.689	2:13.668	2:11.894	2:12.578
18	Elijah ANDREW (NSW)	2:23.203	2:17.835	2:17.909	2:17.457	2:17.314	2:17.819	2:17.604
27	Toby JAMES (VIC)	2:19.856	2:18.587	2:24.332	2:17.499	2:16.582	2:24.350	2:19.625
34	Teerin FLEMING (VIC)	2:20.654	2:12.352	2:13.228	2:16.225	2:12.269	2:12.406	2:11.500
37	Alexander CODEY (NSW)	2:22.332	2:14.686	2:15.225	2:14.964	2:13.921	2:13.737	2:14.543
40	Hunter CORNEY (QLD)	2:27.432	2:13.929	2:12.709	2:13.050	2:17.087	2:12.818	2:13.229
41	Hudson THOMPSON (NSW)	2:17.411	2:14.210	2:13.813	2:13.156	2:12.657	2:13.179	2:13.557
43	John PELGRAVE (QLD)	2:18.308	2:15.599	2:15.773	2:15.369	2:15.465	2:15.140	2:15.203
46	William HUNT (NSW)	2:20.447	2:16.971	2:17.290	2:16.521	2:15.606	2:17.126	2:15.315
48	Valentino KNEZOVIC (NSW)	2:21.536	2:15.712	2:15.007	2:29.720	2:17.406	2:14.792	2:15.350
66	Lachlan MOODY (QLD)	2:25.541	3:06.467	2:19.265	2:17.762	2:18.996	2:19.902	
68	Ryan LARKIN (VIC)	2:21.431	2:13.718	2:13.510	2:12.197	2:13.319	2:12.159	2:11.881
71	James WEAVER (NSW)	2:17.344	2:57.675	2:57.998	2:14.664	2:14.791		
72	Levi RUSSO (NSW)	2:18.338	2:13.290	2:13.271	2:16.009	2:14.525	2:11.857	2:11.343
74	Bodie PAIGE (QLD)	2:24.459	2:13.162	2:13.084	2:13.071	2:13.438	2:13.817	2:12.591
80	Cameron RENDE (SA)	2:26.905	3:03.779	2:17.069	2:14.621	2:13.542	2:13.756	
88	Abbie CAMERON (WA)	2:24.492	2:19.438	2:17.983	2:17.616	2:16.937	2:15.313	2:16.966
99	Nixon FROST (NZ)	2:24.900	2:21.001	2:16.953	2:17.657	2:18.415	2:17.377	2:20.173

The results are provisional until the end of the time limit for protests and appeals.


Chief Timekeeper - Scott Lain


Race Director - Tom Williams



www.computime.com.au
COMPUTIME RACE TIMING SYSTEMS PTY LTD





Round 1 : February 25 - 27

Phillip Island GP Circuit



bLU cRU OCEANIA JUNIOR CUP



ASBK.COM.AU f t i y

Qualifying 2

Date: 26/02/22
 Event: Q09
 Weather: Partly cloudy - Temp: 22.9C
 Track: Dry - Temp: 34.0C

Started at: 13:37:04
 Laps: 15 Min
 Starters: 20
 Printed at: 14:07

PROVISIONAL SPLIT TIMES

Lap	Split 1	Split 2	Split 3	Split 4	Lap Time	Spd	Lap	Split 1	Split 2	Split 3	Split 4	Lap Time	Spd
7 Sam DRANE (NSW) (3rd)							1	39.688	39.049	25.027	36.890	2:20.654 P	
1	45.210	39.321	24.974	36.565	2:26.070 P		2	32.550	37.689	25.199	36.914	2:12.352	143
2	32.886	39.132	25.208	36.610	2:13.836	140	3	32.988	38.168	25.710	36.362	2:13.228	134
3	33.024	38.221	25.314	36.765	2:13.324	136	4	32.470	38.533	28.032	37.190	2:16.225	142
4	32.321	37.890	25.126	36.438	2:11.775	143	5	33.093	37.829	25.042	36.305	2:12.269	139
5	32.674	38.518	25.174	36.634	2:13.000	140	6	32.746	37.914	24.928	36.818	2:12.406	136
6	34.020	38.085	25.386	36.286	2:13.777	129	7	32.096	37.373	25.135	36.896	2:11.500	146
7	33.370	37.868	24.671	36.721	2:12.630	130							
37 Alexander CODEY (NSW) (10th)							1	38.476	39.669	26.434	37.753	2:22.332 P	
1	38.978	39.700	26.389	39.179	2:24.246 P		2	32.827	38.904	25.653	37.302	2:14.686	143
2	32.831	39.002	25.787	1:27.912	3:05.532	143	3	33.401	38.516	25.749	37.559	2:15.225	137
3	33.702	38.511	25.960	37.222	2:15.395 P		4	33.256	38.643	25.740	37.325	2:14.964	138
4	32.962	38.318	25.507	37.352	2:14.139	137	5	33.102	38.170	25.350	37.299	2:13.921	137
5	33.064	38.053	25.475	37.426	2:14.018	136	6	32.807	38.184	25.382	37.364	2:13.737	139
6	33.189	38.323	25.382	36.876	2:13.770	136	7	33.255	38.246	25.559	37.483	2:14.543	137
14 Harrison WATTS (QLD) (5th)							1	40.049	45.982	26.387	37.992	2:30.410 P	
1	40.049	45.982	26.387	37.992	2:30.410 P		2	39.258	43.918	26.531	37.725	2:27.432 P	
2	33.248	39.139	25.421	36.701	2:14.509	138	3	32.660	38.843	25.513	36.913	2:13.929	143
3	33.039	38.526	25.300	36.448	2:13.313	138	4	32.966	38.243	25.500	36.000	2:12.709	139
4	32.869	38.140	26.034	36.646	2:13.689	142	5	32.374	38.007	25.549	37.120	2:13.050	144
5	33.332	38.617	25.367	36.352	2:13.668	137	6	32.905	41.196	25.080	37.906	2:17.087	141
6	32.340	37.878	24.958	36.718	2:11.894	145	7	33.166	37.935	25.143	36.574	2:12.818	137
7	32.700	38.874	24.821	36.183	2:12.578	142		33.445	38.078	25.070	36.636	2:13.229	136
40 Hunter CORNEY (QLD) (8th)							1	36.178	38.632	25.721	36.880	2:17.411 P	
1	37.535	41.578	26.093	37.997	2:23.203 P		2	33.088	38.552	25.476	37.094	2:14.210	137
2	34.029	40.343	25.767	37.696	2:17.835	137	3	33.235	38.159	25.553	36.866	2:13.813	136
3	34.139	40.099	25.629	38.042	2:17.909	134	4	32.899	38.075	25.419	36.763	2:13.156	137
4	33.917	39.921	25.914	37.705	2:17.457	136	5	32.342	38.106	25.361	36.848	2:12.657	145
5	34.378	39.514	25.680	37.742	2:17.314	135	6	33.085	37.909	25.206	36.979	2:13.179	137
6	34.620	39.509	25.620	38.070	2:17.819	133	7	33.273	38.142	25.244	36.898	2:13.557	135
7	34.385	40.024	25.330	37.865	2:17.604	133							
18 Elijah ANDREW (NSW) (19th)							1	35.667	39.100	26.213	37.328	2:18.308 P	
1	35.831	40.007	25.988	38.030	2:19.856 P		2	33.223	38.892	26.165	37.319	2:15.599	144
2	33.860	39.986	26.612	38.129	2:18.587	138	3	33.898	38.909	25.971	36.995	2:15.773	135
3	34.638	45.665	25.988	38.041	2:24.332	133	4	33.593	38.554	26.097	37.125	2:15.369	137
4	33.486	39.573	26.457	37.983	2:17.499	139	5	33.901	38.661	25.859	37.044	2:15.465	137
5	33.692	38.793	26.101	37.996	2:16.582	137	6	33.619	38.575	25.906	37.040	2:15.140	136
6	34.412	45.424	26.239	38.275	2:24.350	134	7	33.598	38.407	25.842	37.356	2:15.203	134
7	34.798	39.844	26.415	38.568	2:19.625	131							
43 John PELGRAVE (QLD) (14th)							1	35.667	39.100	26.213	37.328	2:18.308 P	
1	35.831	40.007	25.988	38.030	2:19.856 P		2	33.223	38.892	26.165	37.319	2:15.599	144
2	33.860	39.986	26.612	38.129	2:18.587	138	3	33.898	38.909	25.971	36.995	2:15.773	135
3	34.638	45.665	25.988	38.041	2:24.332	133	4	33.593	38.554	26.097	37.125	2:15.369	137
4	33.486	39.573	26.457	37.983	2:17.499	139	5	33.901	38.661	25.859	37.044	2:15.465	137
5	33.692	38.793	26.101	37.996	2:16.582	137	6	33.619	38.575	25.906	37.040	2:15.140	136
6	34.412	45.424	26.239	38.275	2:24.350	134	7	33.598	38.407	25.842	37.356	2:15.203	134
7	34.798	39.844	26.415	38.568	2:19.625	131							
34 Teerin FLEMING (VIC) (2nd)							1	35.667	39.100	26.213	37.328	2:18.308 P	
1	35.831	40.007	25.988	38.030	2:19.856 P		2	33.223	38.892	26.165	37.319	2:15.599	144
2	33.860	39.986	26.612	38.129	2:18.587	138	3	33.898	38.909	25.971	36.995	2:15.773	135
3	34.638	45.665	25.988	38.041	2:24.332	133	4	33.593	38.554	26.097	37.125	2:15.369	137
4	33.486	39.573	26.457	37.983	2:17.499	139	5	33.901	38.661	25.859	37.044	2:15.465	137
5	33.692	38.793	26.101	37.996	2:16.582	137	6	33.619	38.575	25.906	37.040	2:15.140	136
6	34.412	45.424	26.239	38.275	2:24.350	134	7	33.598	38.407	25.842	37.356	2:15.203	134
7	34.798	39.844	26.415	38.568	2:19.625	131							
46 William HUNT (NSW) (16th)							1	35.667	39.100	26.213	37.328	2:18.308 P	
1	35.831	40.007	25.988	38.030	2:19.856 P		2	33.223	38.892	26.165	37.319	2:15.599	144
2	33.860	39.986	26.612	38.129	2:18.587	138	3	33.898	38.909	25.971	36.995	2:15.773	135
3	34.638	45.665	25.988	38.041	2:24.332	133	4	33.593	38.554	26.097	37.125	2:15.369	137
4	33.486	39.573	26.457	37.983	2:17.499	139	5	33.901	38.661	25.859	37.044	2:15.465	137
5	33.692	38.793	26.101	37.996	2:16.582	137	6	33.619	38.575	25.906	37.040	2:15.140	136
6	34.412	45.424	26.239	38.275	2:24.350	134	7	33.598	38.407	25.842	37.356	2:15.203	134
7	34.798	39.844	26.415	38.568	2:19.625	131							

Scott Lain
 Chief Timekeeper - Scott Lain

Tom Williams
 Race Director - Tom Williams





Round 1 : February 25 - 27

Phillip Island GP Circuit



bLU cRU OCEANIA JUNIOR CUP



ASBK.COM.AU f t i y

Qualifying 2

Date: 26/02/22
 Event: Q09
 Weather: Partly cloudy - Temp: 22.9C
 Track: Dry - Temp: 34.0C

Started at: 13:37:04
 Laps: 15 Min
 Starters: 20
 Printed at: 14:07

PROVISIONAL SPLIT TIMES

Lap	Split 1	Split 2	Split 3	Split 4	Lap Time	Spd	Lap	Split 1	Split 2	Split 3	Split 4	Lap Time	Spd
1	35.504	40.474	26.264	38.205	2:20.447 P		2	33.476	38.373	24.855	36.586	2:13.290	138
2	33.224	39.556	26.191	38.000	2:16.971	137	3	32.375	38.891	25.341	36.664	2:13.271	140
3	33.514	39.187	26.371	38.218	2:17.290	135	4	32.631	38.054	27.754	37.570	2:16.009	135
4	33.502	39.150	26.227	37.642	2:16.521	136	5	32.384	38.858	25.995	37.288	2:14.525	140
5	33.351	38.700	26.074	37.481	2:15.606	136	6	32.770	37.685	24.982	36.420	2:11.857	137
6	34.005	39.535	26.012	37.574	2:17.126	134	7	32.701	37.715	24.881	36.046	2:11.343	136
7	33.063	39.705	25.549	36.998	2:15.315	139	74 Bodie PAIGE (QLD) (6th)						
							1	43.427	38.835	25.482	36.715	2:24.459 P	
48 Valentino KNEZOVIC (NSW) (13th)							2	33.176	38.539	25.403	36.044	2:13.162	137
1	37.584	40.378	25.890	37.684	2:21.536 P		3	32.890	38.215	25.320	36.659	2:13.084	138
2	33.448	39.307	25.572	37.385	2:15.712	137	4	32.878	38.033	25.584	36.576	2:13.071	138
3	33.523	38.985	25.520	36.979	2:15.007	134	5	33.065	38.472	25.143	36.758	2:13.438	137
4	36.350	46.976	26.965	39.429	2:29.720	126	6	33.981	38.387	24.962	36.487	2:13.817	130
5	35.803	39.233	25.233	37.137	2:17.406	125	7	33.917	38.081	24.785	35.808	2:12.591	131
6	33.482	38.696	25.439	37.175	2:14.792	136	80 Cameron RENDE (SA) (9th)						
7	33.495	38.960	25.401	37.494	2:15.350	134	1	42.488	39.499	26.151	38.767	2:26.905 P	
							2	32.555	39.085	26.370	1:25.769	3:03.779	145
66 Lachlan MOODY (QLD) (20th)							3	34.482	38.622	26.860	37.105	2:17.069 P	
1	37.172	40.533	26.237	41.599	2:25.541 P		4	33.360	38.446	25.773	37.042	2:14.621	134
2	34.293	40.251	26.327	1:25.596	3:06.467	131	5	33.172	38.242	25.179	36.949	2:13.542	136
3	33.951	39.976	26.411	38.927	2:19.265 P		6	33.152	38.215	25.396	36.993	2:13.756	135
4	34.542	39.076	25.787	38.357	2:17.762	129	88 Abbie CAMERON (WA) (15th)						
5	34.244	39.547	26.218	38.987	2:18.996	131	1	36.800	42.041	26.428	39.223	2:24.492 P	
6	34.922	39.777	26.021	39.182	2:19.902	127	2	34.305	40.801	25.832	38.500	2:19.438	133
							3	34.012	39.612	26.045	38.314	2:17.983	133
68 Ryan LARKIN (VIC) (4th)							4	33.728	39.199	25.928	38.761	2:17.616	134
1	39.519	39.201	25.600	37.111	2:21.431 P		5	33.910	39.287	25.908	37.832	2:16.937	133
2	32.877	38.834	25.220	36.787	2:13.718	141	6	33.948	38.773	25.432	37.160	2:15.313	130
3	33.020	38.380	25.258	36.852	2:13.510	137	7	33.355	39.627	25.690	38.294	2:16.966	139
4	32.608	38.280	24.768	36.541	2:12.197	140	99 Nixon FROST (NZ) (18th)						
5	32.957	38.227	25.165	36.970	2:13.319	140	1	37.282	41.734	26.706	39.178	2:24.900 P	
6	32.794	38.102	24.926	36.337	2:12.159	138	2	34.203	42.539	26.371	37.888	2:21.001	133
7	32.221	37.887	24.971	36.802	2:11.881	144	3	33.700	39.350	26.224	37.679	2:16.953	134
							4	34.048	39.290	26.234	38.085	2:17.657	134
71 James WEAVER (NSW) (12th)							5	34.353	39.688	26.414	37.960	2:18.415	129
1	35.220	39.181	25.468	37.475	2:17.344 P		6	33.679	39.084	26.091	38.523	2:17.377	133
2	33.719	39.319	26.265	1:18.372	2:57.675	136	7	33.983	39.877	26.229	40.084	2:20.173	133
3	33.952	38.530	25.695	1:19.821	2:57.998 P		72 Levi RUSSO (NSW) (1st)						
4	33.710	38.199	25.564	37.191	2:14.664 P		1	37.138	38.331	25.471	37.398	2:18.338 P	
5	33.681	38.326	25.455	37.329	2:14.791	135							

The results are provisional until the end of the time limit for protests and appeals.

Scott Lain
 Chief Timekeeper - Scott Lain

Tom Williams
 Race Director - Tom Williams



www.computime.com.au
 COMPUTIME RACE TIMING SYSTEMS PTY LTD





Round 1 : February 25 - 27

Phillip Island GP Circuit



bLU cRU OCEANIA JUNIOR CUP

Qualifying 2



ASBK.COM.AU f t i y

Date: 26/02/22
Event: Q09
Weather: Partly cloudy - Temp: 22.9C
Track: Dry - Temp: 34.0C

Started at: 13:37:04
Laps: 15 Min
Starters: 20
Printed at: 14:07

PROVISIONAL FASTEST LAPS SEQUENCE

Race Time	No	Name	Machine	Fastest Lap	On Lap
2:48.020	46	William HUNT (NSW)	Yamaha YZF-R15	2:20.447	1
2:53.677	71	James WEAVER (NSW)	Yamaha YZF-R15	2:17.344	1
5:04.991	46	William HUNT (NSW)	Yamaha YZF-R15	2:16.971	2
5:09.663	43	John PELGRAVE (QLD)	Yamaha YZF-R15	2:15.599	2
5:20.797	74	Bodie PAIGE (QLD)	Yamaha YZF-R15	2:13.162	2
5:20.867	34	Teerin FLEMING (VIC)	Yamaha YZF-R15	2:12.352	2
9:47.416	7	Sam DRANE (NSW)	Yamaha YZF-R15	2:11.775	4
16:26.495	34	Teerin FLEMING (VIC)	Yamaha YZF-R15	2:11.500	7
16:27.981	72	Levi RUSSO (NSW)	Yamaha YZF-R15	2:11.343	7

The results are provisional until the end of the time limit for protests and appeals.

Scott Lain
Chief Timekeeper - Scott Lain

Tom Williams
Race Director - Tom Williams



www.computime.com.au
COMPUTIME RACE TIMING SYSTEMS PTY LTD





Round 1 : February 25 - 27

Phillip Island GP Circuit



bLU cRU OCEANIA JUNIOR CUP

Qualifying 2



ASBK.COM.AU f t i y

Date: 26/02/22
 Event: Q09
 Weather: Partly cloudy - Temp: 22.9C
 Track: Dry - Temp: 34.0C

Started at: 13:37:04
 Laps: 15 Min
 Starters: 20
 Printed at: 14:07

PROVISIONAL BEST PARTIAL TIMES

Pos	Split 1		Split 2		Split 3		Split 4		LAP		Ideal	Fastest
	Name	Time	Name	Time	Name	Time	Name	Time	Name			
1	T. FLEMING	32.096	T. FLEMING	37.373	S. DRANE	24.671	B. PAIGE	35.808	T. FLEMING	2:10.702	2:11.500	
2	R. LARKIN	32.221	L. RUSSO	37.685	R. LARKIN	24.768	H. CORNEY	36.000	L. RUSSO	2:10.961	2:11.343	
3	S. DRANE	32.321	S. DRANE	37.868	B. PAIGE	24.785	L. RUSSO	36.046	S. DRANE	2:11.146	2:11.775	
4	H. WATTS	32.340	H. WATTS	37.878	H. WATTS	24.821	H. WATTS	36.183	R. LARKIN	2:11.213	2:11.881	
5	H. THOMPSON	32.342	R. LARKIN	37.887	L. RUSSO	24.855	S. DRANE	36.286	H. WATTS	2:11.222	2:11.894	
6	H. CORNEY	32.374	H. THOMPSON	37.909	T. FLEMING	24.928	T. FLEMING	36.305	H. CORNEY	2:11.379	2:12.709	
7	L. RUSSO	32.375	H. CORNEY	37.935	H. CORNEY	25.070	R. LARKIN	36.337	B. PAIGE	2:11.504	2:12.591	
8	C. RENDE	32.555	B. PAIGE	38.033	C. RENDE	25.179	H. THOMPSON	36.763	H. THOMPSON	2:12.220	2:12.657	
9	A. CODEY	32.807	M. HAMOD	38.053	H. THOMPSON	25.206	M. HAMOD	36.876	C. RENDE	2:12.898	2:13.542	
10	M. HAMOD	32.831	A. CODEY	38.170	V. KNEZOVIC	25.233	C. RENDE	36.949	M. HAMOD	2:13.142	2:13.770	
11	B. PAIGE	32.878	J. WEAVER	38.199	E. ANDREW	25.330	V. KNEZOVIC	36.979	A. CODEY	2:13.626	2:13.737	
12	W. HUNT	33.063	C. RENDE	38.215	A. CODEY	25.350	J. PELGRAVE	36.995	W. HUNT	2:14.310	2:15.315	
13	J. PELGRAVE	33.223	J. PELGRAVE	38.407	M. HAMOD	25.382	W. HUNT	36.998	V. KNEZOVIC	2:14.356	2:14.792	
14	A. CAMERON	33.355	V. KNEZOVIC	38.696	A. CAMERON	25.432	A. CAMERON	37.160	J. PELGRAVE	2:14.467	2:15.140	
15	V. KNEZOVIC	33.448	W. HUNT	38.700	J. WEAVER	25.455	J. WEAVER	37.191	J. WEAVER	2:14.526	2:14.664	
16	T. JAMES	33.486	A. CAMERON	38.773	W. HUNT	25.549	A. CODEY	37.299	A. CAMERON	2:14.720	2:15.313	
17	N. FROST	33.679	T. JAMES	38.793	L. MOODY	25.787	N. FROST	37.679	T. JAMES	2:16.250	2:16.582	
18	J. WEAVER	33.681	L. MOODY	39.076	J. PELGRAVE	25.842	E. ANDREW	37.696	E. ANDREW	2:16.452	2:17.314	
19	E. ANDREW	33.917	N. FROST	39.084	T. JAMES	25.988	T. JAMES	37.983	N. FROST	2:16.533	2:16.953	
20	L. MOODY	33.951	E. ANDREW	39.509	N. FROST	26.091	L. MOODY	38.357	L. MOODY	2:17.171	2:17.762	

The results are provisional until the end of the time limit for protests and appeals.

Scott Lain
 Chief Timekeeper - Scott Lain

Tom Williams
 Race Director - Tom Williams



www.computime.com.au
 COMPUTIME RACE TIMING SYSTEMS PTY LTD





Round 1 : February 25 - 27

Phillip Island GP Circuit



ASBK.COM.AU f t i y

bLU cRU OCEANIA JUNIOR CUP

Overall Qualifying

PROVISIONAL MERGED CLASSIFICATION

Date: 26/02/22

Printed at: 14:07

Pos	No	Name	Machine	Event Q04	Event Q09	Fastest Lap
1	72	Levi RUSSO (NSW) / bLU cRU Yamaha / FIM Oceania / MA / Ricondi / Yamalube / Dunlop / Shark	Yamaha YZF-R15	2:12.998	2:11.343	2:11.343
2	34	Teerin FLEMING (VIC) / bLU cRU Yamaha / FIM Oceania / MA / Ricondi / Yamalube / Dunlop / Shark	Yamaha YZF-R15	2:12.130	2:11.500	2:11.500
3	74	Bodie PAIGE (QLD) / bLU cRU Yamaha / FIM Oceania / MA / Ricondi / Yamalube / Dunlop / Shark	Yamaha YZF-R15	2:11.580	2:12.591	2:11.580
4	7	Sam DRANE (NSW) / bLU cRU Yamaha / FIM Oceania / MA / Ricondi / Yamalube / Dunlop / Shark	Yamaha YZF-R15	2:12.818	2:11.775	2:11.775
5	68	Ryan LARKIN (VIC) / bLU cRU Yamaha / FIM Oceania / MA / Ricondi / Yamalube / Dunlop / Shark	Yamaha YZF-R15	2:13.012	2:11.881	2:11.881
6	14	Harrison WATTS (QLD) / bLU cRU Yamaha / FIM Oceania / MA / Ricondi / Yamalube / Dunlop / Shark	Yamaha YZF-R15	2:12.496	2:11.894	2:11.894
7	41	Hudson THOMPSON (NSW) / bLU cRU Yamaha / FIM Oceania / MA / Ricondi / Yamalube / Dunlop / Shark	Yamaha YZF-R15	2:12.542	2:12.657	2:12.542
8	40	Hunter CORNEY (QLD) / bLU cRU Yamaha / FIM Oceania / MA / Ricondi / Yamalube / Dunlop / Shark	Yamaha YZF-R15	2:14.253	2:12.709	2:12.709
9	80	Cameron RENDE (SA) / bLU cRU Yamaha / FIM Oceania / MA / Ricondi / Yamalube / Dunlop / Shark	Yamaha YZF-R15	2:13.306	2:13.542	2:13.306
10	71	James WEAVER (NSW) / bLU cRU Yamaha / FIM Oceania / MA / Ricondi / Yamalube / Dunlop / Shark	Yamaha YZF-R15	2:13.639	2:14.664	2:13.639
11	46	William HUNT (NSW) / bLU cRU Yamaha / FIM Oceania / MA / Ricondi / Yamalube / Dunlop / Shark	Yamaha YZF-R15	2:13.687	2:15.315	2:13.687
12	13	Marcus HAMOD (NSW) / bLU cRU Yamaha / FIM Oceania / MA / Ricondi / Yamalube / Dunlop / Shark	Yamaha YZF-R15	2:13.717	2:13.770	2:13.717
13	37	Alexander CODEY (NSW) / bLU cRU Yamaha / FIM Oceania / MA / Ricondi / Yamalube / Dunlop / Shark	Yamaha YZF-R15	2:14.373	2:13.737	2:13.737
14	43	John PELGRAVE (QLD) / bLU cRU Yamaha / FIM Oceania / MA / Ricondi / Yamalube / Dunlop / Shark	Yamaha YZF-R15	2:13.900	2:15.140	2:13.900
15	48	Valentino KNEZOVIC (NSW) / bLU cRU Yamaha / FIM Oceania / MA / Ricondi / Yamalube / Dunlop / Shark	Yamaha YZF-R15	2:14.127	2:14.792	2:14.127
16	88	Abbie CAMERON (WA) / bLU cRU Yamaha / FIM Oceania / MA / Ricondi / Yamalube / Dunlop / Shark	Yamaha YZF-R15	2:17.305	2:15.313	2:15.313
17	27	Toby JAMES (VIC) / bLU cRU Yamaha / FIM Oceania / MA / Ricondi / Yamalube / Dunlop / Shark	Yamaha YZF-R15	2:15.683	2:16.582	2:15.683
18	99	Nixon FROST (NZ) / bLU cRU Yamaha / FIM Oceania / MA / Ricondi / Yamalube / Dunlop / Shark	Yamaha YZF-R15	2:17.327	2:16.953	2:16.953
19	18	Elijah ANDREW (NSW) / bLU cRU Yamaha / FIM Oceania / MA / Ricondi / Yamalube / Dunlop / Shark	Yamaha YZF-R15	2:17.290	2:17.314	2:17.290
20	66	Lachlan MOODY (QLD) / bLU cRU Yamaha / FIM Oceania / MA / Ricondi / Yamalube / Dunlop / Shark	Yamaha YZF-R15	2:17.396	2:17.762	2:17.396

*** ALL RIDERS QUALIFY ***

The results are provisional until the end of the time limit for protests and appeals.

Scott Lain
 Chief Timekeeper - Scott Lain

Tom Williams
 Race Director - Tom Williams



www.computime.com.au
COMPUTIME RACE TIMING SYSTEMS PTY LTD





Round 1 : February 25 - 27

Phillip Island GP Circuit



ASBK.COM.AU f t i y

bLU cRU OCEANIA GP JUNIOR CUP EVENTS 3, 6, & 11

PROVISIONAL MERGED GRID SHEET

Date: 26/02/22

Printed at: 14:07



1	72 L. RUSSO 2:11.343	2	34 T. FLEMING 2:11.500	3	74 B. PAIGE 2:11.580
2	7 S. DRANE 2:11.775	5	68 R. LARKIN 2:11.881	6	14 H. WATTS 2:11.894
3	41 H. THOMPSON 2:12.542	8	40 H. CORNEY 2:12.709	9	80 C. RENDE 2:13.306
4	71 J. WEAVER 2:13.639	11	46 W. HUNT 2:13.687	12	13 M. HAMOD 2:13.717
5	37 A. CODEY 2:13.737	14	43 J. PELGRAVE 2:13.900	15	48 V. KNEZOVIC 2:14.127
6	88 A. CAMERON 2:15.313	17	27 T. JAMES 2:15.683	18	99 N. FROST 2:16.953
7	18 E. ANDREW 2:17.290	20	66 L. MOODY 2:17.396		

Chief Timekeeper - Scott Lain

Race Director - Tom Williams



www.computime.com.au
COMPUTIME RACE TIMING SYSTEMS PTY LTD









Round 1 : February 25 - 27 Phillip Island GP Circuit



bLU cRU OCEANIA JUNIOR CUP

Qualifying 2



ASBK.COM.AU    

Date: 26/02/22
Event: Q09
Weather: Partly cloudy - Temp: 22.9C
Track: Dry - Temp: 34.0C

Started at: 13:37:04
Laps: 15 Min
Starters: 20
Printed at: 14:07


PROVISIONAL RACE INFORMATION

Time	Description
13:37:04	Event Start
13:52:04	Chequered Flag
13:55:58	Event Finish

The results are provisional until the end of the time limit for protests and appeals.



Chief Timekeeper - Scott Lain



Race Director - Tom Williams



www.computime.com.au
COMPUTIME RACE TIMING SYSTEMS PTY LTD

